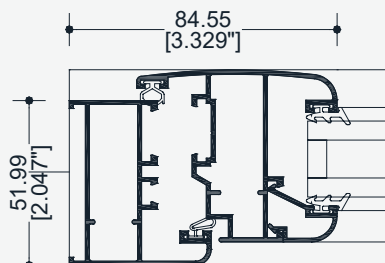


## AWNING SERIES

EXTERNAL AWNING WINDOW



### MAXIMUM DIMENSIONS

H 0.70 m x W 1.30 m  
(per sheet)

## CASEMENT SERIES

### EXTERNAL CASEMENT WINDOW

#### WATER TIGHTNESS

Pa

<b>A1</b> <100 Drizzle	<b>A2</b> 100 a 199 Rain	<b>A3</b> 200 a 299 Cloudburst	<b>A4</b> 300 a 500 Storm	<b>A5</b> >500 Hurricane
------------------------------	--------------------------------	--------------------------------------	---------------------------------	--------------------------------

#### AIR PERMIABILITY

Q(m<sup>3</sup>/h/m<sup>2</sup>)

<b>P1</b> >50 Moderate	<b>P2</b> 50 a 27 Strong	<b>P3</b> 26 a 10 Depression	<b>P4</b> 9 a 3 Storm	<b>P5</b> <3 Hurricane
------------------------------	--------------------------------	------------------------------------	-----------------------------	------------------------------

#### WIND RESISTANCE

Km/h L/175 or 19mm

<b>V1</b> 74 a 122 Residential	<b>V2</b> 123 a 146 Commercial	<b>V3</b> 147 a 195 C. High	<b>V4</b> 196 a 232 Edification	<b>V5</b> >232 Hurricane
--------------------------------------	--------------------------------------	-----------------------------------	---------------------------------------	--------------------------------

#### ENERGY EFFICIENCY

W/m<sup>2</sup>k

<b>EE1</b> >5.5 Very Low	<b>EE2</b> 5.5 a 4.5 Low	<b>EE3</b> 4.4 a 3.5 Standard	<b>EE4</b> 3.4 a 2.5 High	<b>EE5</b> <2.5 Very High
--------------------------------	--------------------------------	-------------------------------------	---------------------------------	---------------------------------

#### ACOUSTIC ISOLATION

dB

<b>AA1</b> <20 Very Low	<b>AA2</b> 20 a 25 Low	<b>AA3</b> 26 a 31 Standard	<b>AA4</b> 32 a 39 High	<b>AA5</b> >39 Very High
-------------------------------	------------------------------	-----------------------------------	-------------------------------	--------------------------------

### SECURITY & LOCKS

- Projection handle
- Cremona function reversible kit

### AIR TIGHTNESS

- Coextruded packaging
- Drainage system

### ASSEMBLY

- Perimeter system in sheet and frame
- Assembly squares

### ESTHETIC

- 45° Cuts
- Rounded edges
- Trims

# COVENT DOORS

## MAXIMUM DIMENSIONS

H 0.70 m x W 1.30 m  
(per sheet)

## ASSEMBLY STYLES



Cut  
45°

## ATTRIBUTE



Acoustic  
Isolation



Air  
Tightness



Esthetic

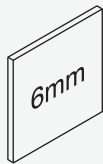


Thermal  
Isolation

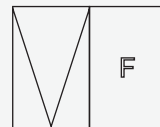
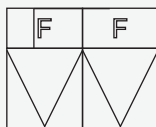
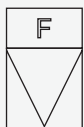
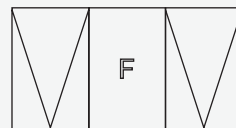
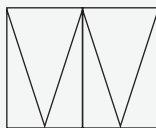
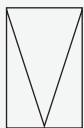


Security &  
Health

## GLAZING



## SOLUTIONS



## FINISHES



Chocolate



Europe  
Gray



Champagne



Bone



Bronze



White



Anodized

Special on request

Available in stock