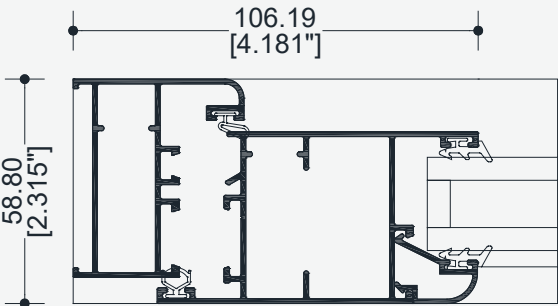


FRENCH DOOR SERIES

SWING DOOR



FRENCH DOOR SERIES

SWING DOOR

WATER TIGHTNESS

Pa

A1 <100 Drizzle	A2 100 a 199 Rain	A3 200 a 299 Cloudburst	A4 300 a 500 Storm	A5 >500 Hurricane
------------------------------	--------------------------------	--------------------------------------	---------------------------------	--------------------------------

AIR PERMIABILITY

Q(m³/h/m²)

P1 >50 Moderate	P2 50 a 27 Strong	P3 26 a 10 Depression	P4 9 a 3 Storm	P5 <3 Hurricane
------------------------------	--------------------------------	------------------------------------	-----------------------------	------------------------------

WIND RESISTANCE

Km/h

V1 74 a 122 Residential	V2 123 a 146 Commercial	V3 147 a 195 C. High	V4 196 a 232 Edification	V5 >232 Hurricane
--------------------------------------	--------------------------------------	-----------------------------------	---------------------------------------	--------------------------------

ENERGY EFFICIENCY

W/m²k

EE1 >5.5 Very Low	EE2 5.5 a 4.5 Low	EE3 4.4 a 3.5 Standard	EE4 3.4 a 2.5 High	EE5 <2.5 Very High
--------------------------------	--------------------------------	-------------------------------------	---------------------------------	---------------------------------

ACOUSTIC ISOLATION

dB

AA1 <20 Very Low	AA2 20 a 25 Low	AA3 26 a 31 Standard	AA4 32 a 39 High	AA5 >39 Very High
-------------------------------	------------------------------	-----------------------------------	-------------------------------	--------------------------------

SECURITY & LOCKS

- Lock option with key and multipoint
- Multipoint lock
- Standard lock option

ASSEMBLY

- Perimeter system in sheet and frame
- Assembly squares

AIR TIGHTNESS

- Coextruded packaging
- Drainage system

ESTHETIC

- 45° Cuts
- Rounded edges
- Trims

COVENT DOORS

MAXIMUM DIMENSIONS

H 1.00 m x W 2.40 m
(per sheet)

ASSEMBLY STYLES



45°
Cut

ATTRIBUTE



Acoustic
Isolation



Air
Tightness



Esthetic

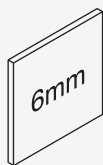


Thermal
Isolation

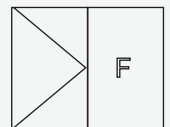
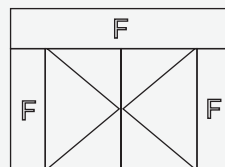
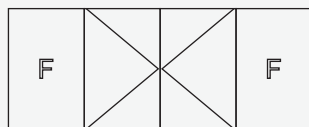
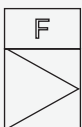
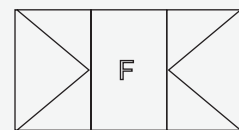
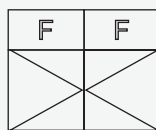
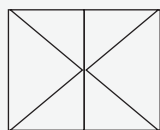
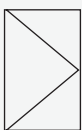


Security &
Health

GLAZING



SOLUTIONS



FINISHES



Chocolate



Europe
Gray




Champagne



Bone



Bronze



White



Anodized

Special on request

Available in stock